

Electrochemical Studies of Aluminium-7068 Alloy using Novel Synthesized organic Inhibitor

Rajashekar Ghogge* Pruthviraj.R.D.** Vishwa Prakash***

**R&D Centre, Department of chemistry, RajaRajeswari College of Engg, Bangalore, Karnataka, INDIA

*Department of Physics, Dr.Ambedkar Institute of Technology, Bangalore, Karnataka, INDIA

*** Research Scholar, R&D Centre, Department of chemistry, RajaRajeswari College of Engg, Bangalore, Karnataka, India

ABSTRACT

Aluminium-7068 in 1 M hydrochloric acid solution was studied by weight loss and electrochemical methods. The results show the inhibition efficiency was found to increase with increasing the concentration of the inhibitor from 50 to 300 ppm. The maximum inhibition efficiency 93.8% was observed in the presence of 300 ppm inhibitor (in case of potentiodynamic polarization). The inhibition action of atenolol was explained in terms of adsorption on the Aluminium-5038 surface. Electrochemical Impedance spectroscopic technique (EIS) exhibits one capacitive loop indicating that, the corrosion reaction is controlled by charge transfer process. Polarization measurements showed that the inhibitor is of a mixed type. The results obtained from the different methods are in good agreement. The surface morphologies of Aluminium-5038 were examined by scanning electron microscope (SEM).

Keywords: Corrosion; Aluminium-5038; Hydrochloric acid; Electrochemical studies;

Date of Submission: 01-08-2017

Date of Publication: 19-08-2017

I. INTRODUCTION

The environmental consequence of corrosion is enormous and its inhibition has been deeply investigated. Hydrochloric acid is widely used in various technological processes in industry, e.g., in pickling baths, in the extraction and processing of oil and gas and in other chemical and petrochemical industries. Also, in the technical cracking of petroleum, acids appear as a result of hydrolysis of salts and may have a destructive effect on the equipment. Corrosion in Aluminium-5038 is important and expensive problem in the industries and it represents a significant portion of loss as a result of lost production, inefficient operation, and high maintenance. It has been found that one of the best methods of protecting metals against corrosion involves the use of inhibitors which are substances that slow down the rate of corrosion and Therefore, the development of corrosion inhibitors based on organic compounds containing nitrogen, oxygen atoms is of growing interest in the field of corrosion and industrial applications . The corrosion inhibition is a surface process, which involves adsorption of the organic compounds on the metal surface. The adsorption depends mainly on the electronic structure of the molecule . The inhibition efficiency of organic compounds depends on the mode of interaction with the metal surface and molecular structure. However, there is increasing concern about the toxicity of most corrosion inhibitors. The toxic effects not only affect living organisms but also poison the environment . Due to the toxicity of some corrosion inhibitors, there has been increasing search for green corrosion inhibitors. Recently, several studies have been carried out on the inhibition of corrosion of metals by . Moreover, the pharmaceutically active compound is big enough 3-aminopyridine-2-carbaldehyde thiosemicarbazone. Furthermore, 3-aminopyridine-2-carbaldehyde thiosemicarbazone is very cheap, easily available, environmentally friendly and most importantly is nontoxic. In view of these favorable characteristic properties, atenolol drug was chosen for the corrosion studies. The main objective here is to investigate the corrosion process of Aluminium-5038 in 1 M hydrochloric acid solution in the absence and presence of different concentrations of atenolol. It was also the purpose of the present work to test the various electrochemical studies and surface morphologies.

II. EXPERIMENTAL TECHNIQUE

2.1. Material preparation

Aluminium-7068 materials used for the study were mechanically cut into specimen of sizes $4 \times 1.5 \times 0.2$ cm. AR grade hydrochloric acid was used for the preparation of aggressive solutions. Various (approximate) concentrations of acid with and without inhibitor were prepared using double distilled water. The compound 3-aminopyridine-2-carbaldehyde thiosemicarbazone was purified by recrystallisation with ethanol. The inhibitor

used in this study is non-toxic, with high molecular size, contains a large number of donating atoms (N, S, atoms) and easily available as pharmaceutical drug. Molecular structure of the used inhibitor is presented below

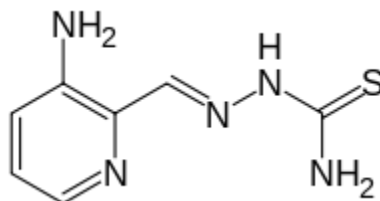


Figure 1.
Structure of 3-aminopyridine-2-carbaldehyde thiosemicarbazone

2.2. Electrochemical studies

The working electrode was polished with different grades of emery papers, washed with water and degreased with acetone. All electrochemical measurements were carried out using a CHI 608E electrochemical impedance analyzer model. Prior to the electrochemical measurement, a stabilization period of 30 min was allowed, which was proved to be sufficient to attain a stable value of open circuit potential (OCP). The electrochemical studies were made using a three-electrode cell assembly at room temperature with a platinum counter electrode and a saturated calomel electrode (SCE) as the reference electrode. The working electrode was Aluminium-5038 with the exposed surface of 1 cm² and the rest being covered with commercially available resin. The EIS measurements were carried out from Nyquist plot using AC signal of 0.01 V amplitude for the frequency spectrum from 100 kHz to 0.01 Hz. The potentiodynamic polarization curves were recorded in the potential range of +300 mV from the open circuit potential at a sweep rate of 0.01 mV/s.

2.3. Weight loss measurements

All the tests were conducted in 100 ml aerated 1 M HCl solution at room temperature with different concentrations of 3-aminopyridine-2-carbaldehyde thiosemicarbazone for 3 h immersion period. These samples were polished with emery paper of 1/0, 2/0, 3/0, 4/0, 5/0, and 6/0 grades, washed thoroughly with doubled distilled water, degreased with acetone and finally dried. At the end of the tests, the specimens were carefully washed in distilled water, dried and then weighed. Duplicate experiments were performed in each and the mean value of the weight loss has been reported. From the weight loss measurements, the corrosion rate (W) was calculated using the following equation,

$$C.R=W=m_1-m_2/St$$

where, m_1 is the mass of the specimen before corrosion, m_2 is the mass of the specimen after corrosion, S is the total area of the specimen, t is the corrosion time, and W is the corrosion rate. The (IE%) was determined using the following equation,

$$IE\% = W_o - W_i / W_o \times 100$$

where, W_o is the corrosion rate in the absence of inhibitor and W_i is the corrosion rate in the presence of inhibitor.

2.4. Surface studies

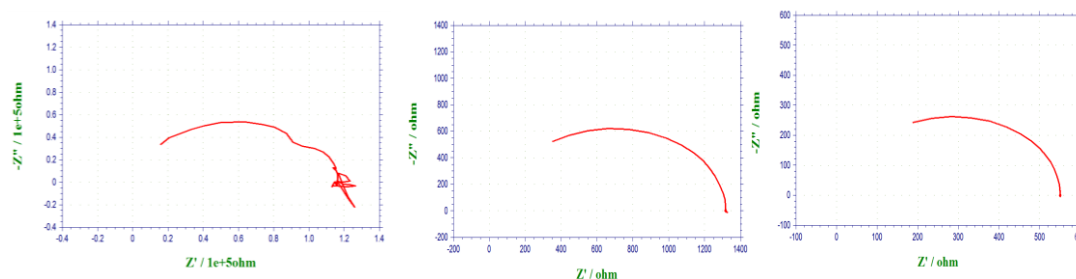
The scanning electron microscopy (SEM) VEGA3TESCAN model was used to study the morphology of the corroded surface in the presence and absence of 3-aminopyridine-2-carbaldehyde thiosemicarbazone for the immersion of 3 h at room temperature. The SEM images were taken from that portion of the specimen where better information was expected.

III. RESULTS AND DISCUSSION

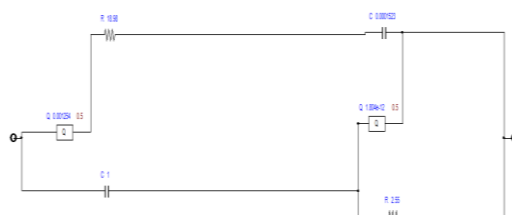
3.1. Electrochemical impedance spectroscopy

The experimental results obtained from EIS measurements for the corrosion of Aluminium-7068 in the presence of atenolol at room temperature. The impedance spectra for Aluminium-5038 in 1 M HCl solution without and with optimum concentration of atenolol are presented as Nyquist plots. Clearly, the impedance spectra exhibit a large capacitive loop at high frequencies followed by a small inductive loop at low frequency values. The capacitive loop indicates that the corrosion of steel is mainly controlled by a charge transfer process, and usually related to the charge transfer of the corrosion process and double layer behavior. On the other hand, the

inductive loop may be attributed to the relaxation process obtained by adsorption of inhibitor on the electrode surface. The diameter of the capacitive loop in the presence of inhibitor is bigger than in the absence of inhibitor (blank solution) and increases with the inhibitor concentration. This indicates that the impedance of inhibited substrate increases with the inhibitor concentration. Noticeably, the Nyquist plot does not present perfect semi-circles (non ideal); they indicate a depressed capacitive loop. These deviations known as frequency dispersion were attributed to surface roughness and inhomogeneities of the solid surface. Electrochemical impedance parameters for Aluminium-7068 in 1 M HCl containing different concentrations of 3-aminopyridine-2-carbaldehyde thiosemicarbazone.



Nyquist plots of Aluminium-5038 in 1 M HCl solution with different concentrations of 3-aminopyridine-2-carbaldehyde thiosemicarbazone with equivalent circuit model.

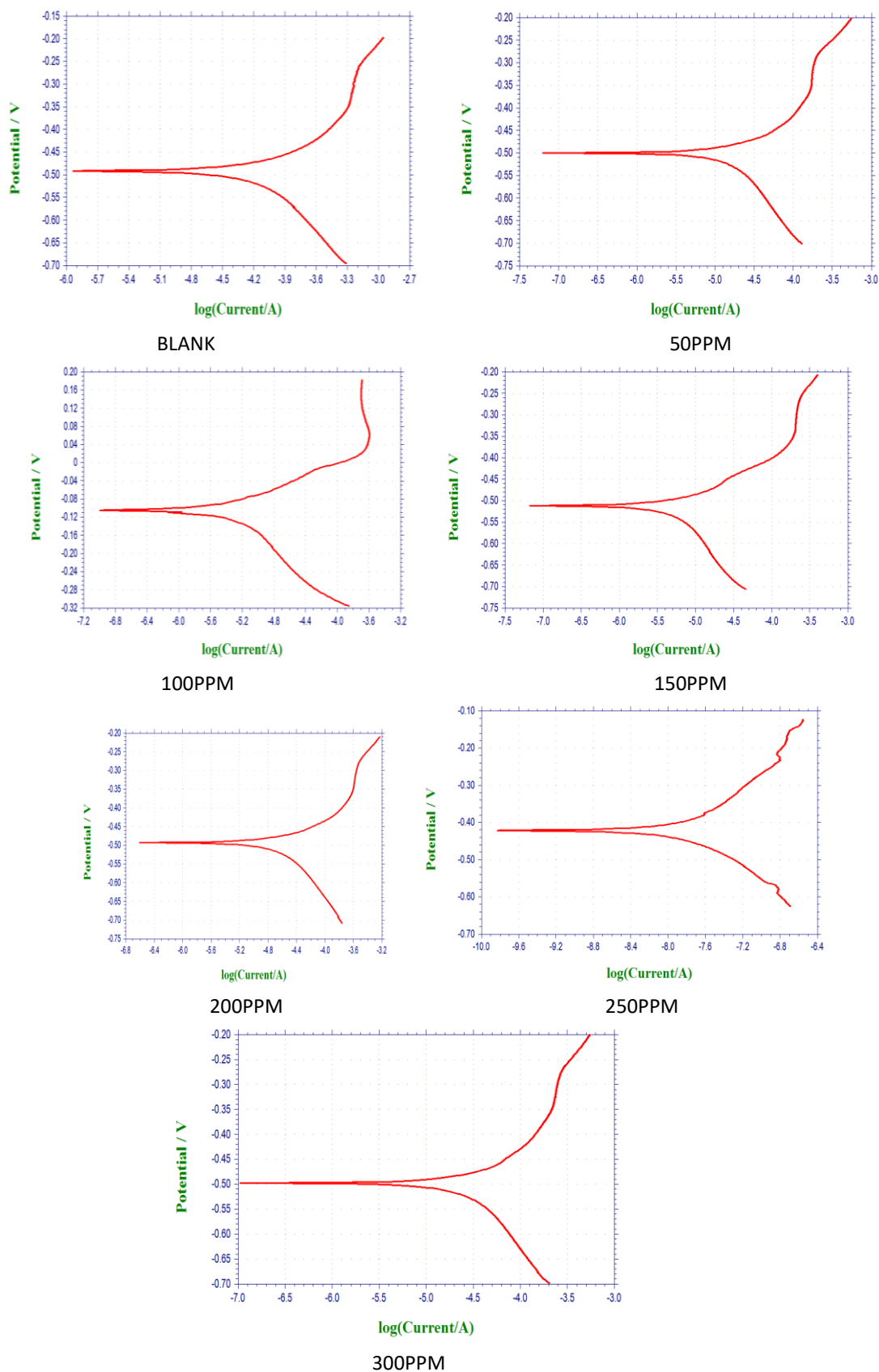


3.2. Potentiodynamic polarization measurement

The corrosion potential (E_{corr}), corrosion current density (I_{corr}), and anodic (β_a) and cathodic (β_c) slopes are obtained by the anodic and cathodic regions of the Tafel plots. The corrosion current density (I_{corr}) can be obtained by extrapolating the Tafel lines to the corrosion potential and the inhibition efficiency (IE%) values were calculated from the relation

$$IE(\%) = \frac{I_{corro} - I_{corri}}{I_{corro}} \times 100$$


where, I_{corro} and I_{corri} are the corrosion current densities in the absence and presence of inhibitor, respectively. represents all corrosion parameters including inhibition efficiency of the atenolol obtained from potentiodynamic polarization studies. The polarization curves for Aluminium-5038 in 1 M HCl containing with and without inhibitor are given in The parallel cathodic Tafel lines suggested that the addition of inhibitors to the 1 M HCl solution do not modify the hydrogen evolution mechanism and the reduction of H^+ ions at the Aluminium-7068 surface, which occurs mainly through a charge transfer mechanism. The change in the values of β_c in the presence of inhibitor clearly indicates the effect of the inhibitor compound on the kinetics of hydrogen evolution. The shift in the anodic Tafel slope (β_a) values may be due to the adsorption of inhibitor molecules onto the Aluminium-7068 surface. The studied inhibitor compound acts as a corrosion inhibitor suppressing both anodic and cathodic reactions by getting adsorbed on the Aluminium-5038 surface blocking the active sites, and these results suggested that the addition of inhibitor reduces the anodic dissolution and also retards the cathodic hydrogen evolution reaction, indicating that this inhibitor exhibits cathodic and anodic inhibition effects. Therefore, the atenolol can be classified as a mixed inhibitor in 1 M HCl solution.



Potentiodynamic polarization values for the corrosion of Aluminium-7068 in 1 M HCl in the absence and presence of different concentrations of 3-aminopyridine-2-carbaldehyde thiosemicarbazone

Figure 3.: Tafel plots of Aluminium-7068 (a) 1 M HCl solution (b) 1 M HCl solutions with various concentrations of atenolol.

it is clear that the corrosion current density (I_{corr}) values decrease from 1.736 mAcm^{-2} to 0.1071 mAcm^{-2} with the addition of various concentration of atenolol. When the I_{corr} decreases the IE% increases from 69.3% to 93.8%. The cathodic and anodic Tafel slope values are almost same with and without inhibitor. It conforms that atenolol adsorbs on the metal surface by simply blocking the active sites and the mechanism of anodic and cathodic reactions are unaffected and indicates that the polarization curves in exhibit no steep slope in the anodic range, meaning that no passive films are formed on the Aluminium-5038 surface. shows that there was no definite trend in the shift of E_{corr} values, in the presence of various concentrations of atenolol in 1 M HCl solution. This result indicated that the inhibitor can be classified as a mixed type of inhibitor in 1 M HCl solution. It is also found that R_p value increases with increasing inhibitor concentration, which suggests the retardation of Aluminium-7068 corrosion in inhibited solution compared to uninhibited environment.



SEM images of Aluminium-7068 (a) Polished surface (b) 1 M HCl solution (c) 1 M HCl solution with optimum concentration of atenolol (300 ppm).

IV. CONCLUSION

On the basis of the above results the following conclusion can be drawn.

- The results obtained lead to the conclusion that atenolol effectively inhibits the corrosion of Aluminium-7068 in 1 M HCl solutions.
- The corrosion process was inhibited by adsorption of the inhibitor molecule on the Aluminium-7068 surface.
- The inhibition efficiency of these compounds increases with the increase of the atenolol concentrations.
- Polarization curves demonstrated that the atenolol is a mixed-type inhibitor for Aluminium-7068 surface corrosion in these solutions. EIS measurements also indicate that the inhibitor increases the charge transfer

resistance and show that the inhibitive performance depends on an adsorption of the molecules on the metal surface.

➤The SEM images confirm the formation of the protective layer on the metal surface.

ACKNOWLEDGEMENT

All the authors are thankful to VGST, Govt of Karnataka(VGST/CISEE/GRD-325/2014-15) and also Thankful to Management & Principal of RajaRajeswari College of Engg,Bangalore for Providing Infrastructural Facility to complete This Research Work

REFERENCES

- [1]. M.A. Quraishi, R. Sardar Corrosion Science, 58 , pp. 748–755,(2002)
- [2]. K. Juttner, Electrochim. Acta, 35 , pp. 1501–5108,(1990)
- [3]. Ahamad A., S. Khan, K.R. Ansari, M.A. Quraishi J. Chem. Pharm. Res., 3 , pp. 703–717,(2011)
- [4]. M.A. Quraishi, R. Sardar, D. Jamal, Mater. Chem. Phys., 71 (2001), pp. 309–313,(2001)
- [5]. R.A. Prabhu, A.V. Shanbhag, T.V. VenkateshaJ. Appl. Electrochem., 37 , pp. 491–49(2007)
- [6]. N.O. Eddy, E.E. Ebbensolnt. J. Electrochem. Sci., 5 , pp. 7 (2013)
- [7]. M.S. MoradCorros. Sci., 50 , pp. 436–448(2008)
- [8]. Bhawsar J., Jain P. K., Jain P. and Soni A., Int. J. Res. Chem. Environ., 3(4) 68-74(2013)
- [9]. Porte G., Appell J., Growth and size distributions of cetylpyridinium bromide micelles in high ionic strength aqueous solutions, J. Phys. Chem., 2511 (1981)
- [10]. Porter M.R., Handbook of Surfactants, second ed., Chapman & Hall, U.K., (1994)
- [11]. Diekmann S., Busenges Ber., J. Phys. Chem., 528 (1982)
- [12]. Lessner E., Frahm J., Formation and properties of large aggregates in concentrated aqueous solutions of ionic detergents, J. Phys. Chem., 3032 (1982)
- [13]. IUPAC Analytical Chemistry Division Commission on analytical Nomenclature, Pure Appl. Chem., 2527 (1994)
- [14]. Oesch U., Simon W., Lifetime of neutral carrier based ion-selective liquid- membrane electrodes, Anal. Chem., 692 (1980)
- [15]. Atkina R., Craig V.S.J., Wanlessc E.J., Biggs S., Mechanism of cationic surfactant adsorption at the solid–aqueous interface, Adv. in Coll. & Int. Sc., (2003)
- [16]. Jain A.K., Singh R.P., Bala C., Solid Membranes of Copper Hriacyanoferrats (III) as Thallium (I) Sensitive Electrode, Anal Lett., 1557 (1982)

Rajashekar Ghogge. “Electrochemical Studies of Aluminium-7068 Alloy using Novel Synthesized organic Inhibitor.” The International Journal of Engineering and Science (IJES), vol. 6, no. 8, 2017, pp. 29–34.